

LIGHTING FIXTURE INSTALLATION GUIDE


Product SKU : ILN-CCL-SM

DAINTE

491 NY-208, Monroe,
NY 10950, United States
www.dainte.com

CAUTION: Before wiring to the power supply, turn off the electricity at fuse or circuit breaker box. Ensure grounding to avoid potential electrical shock and to ensure reliable lamp starting.

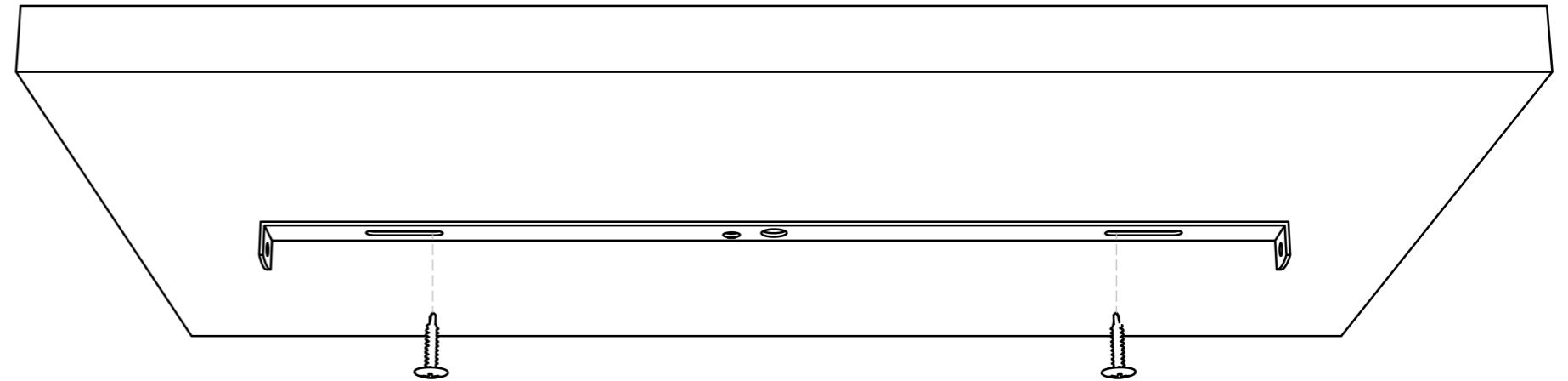
PRODUCT DIMENSIONS



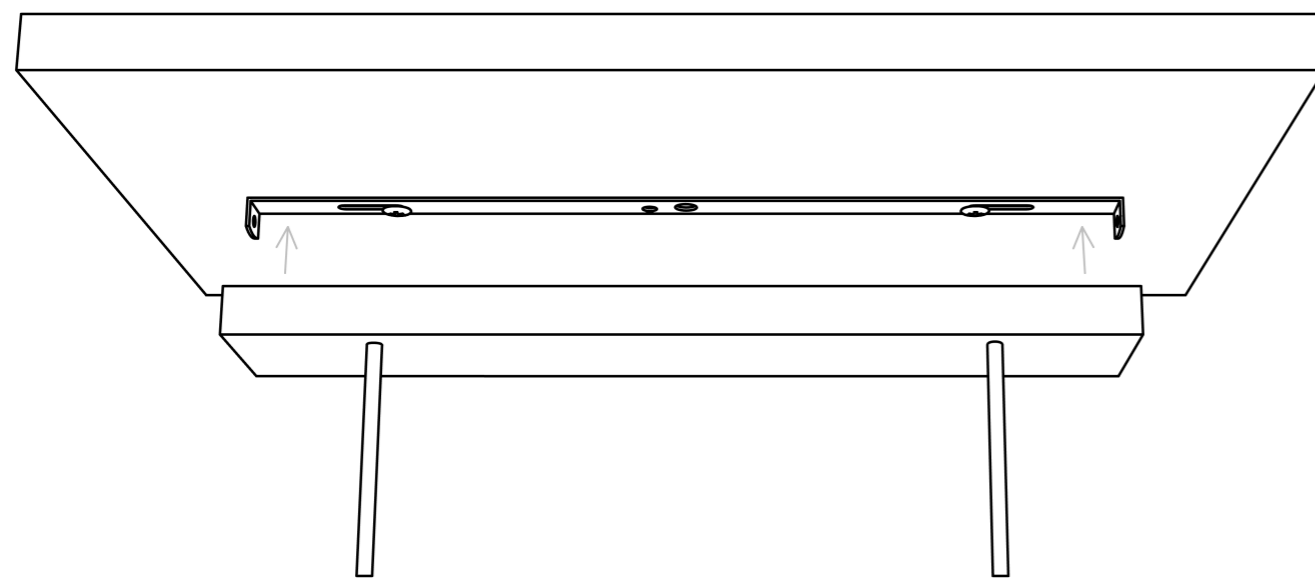
INSTALLATION METHOD

1. Unbox all items carefully.
2. Unscrew two sides screws from the brass canopy.
3. Install the wiring to the ceiling, and attach the bracket to the electric box on the ceiling. (A)
4. Attach sconce to the canopy to the bracket. (B)
5. Install screws from the outside of the canopy into the bracket. (C)

(A)



(B)



(C)

